


3D Color & Cut Virtual St. Joseph Altar Instructions

To construct Altar:

- you will need 3 small boxes or box lids in 3 different sizes
- decorating your boxes: paint, color, wrap in colored paper, or drape with fabric & be creative!
- stack your boxes to create the three levels of the Altar as shown here
- tape or glue in place



Altar items:

- color items and cut out
- fold base tabs under altar items and glue in place on the Altar
- items without tabs are simply glued flat to the altar

Printing Altar items on card stock is recommended and will result in a sturdier Altar

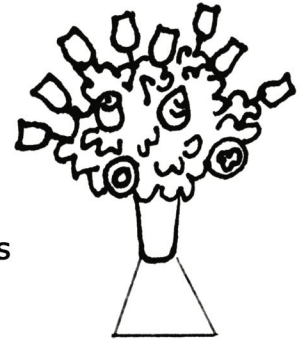




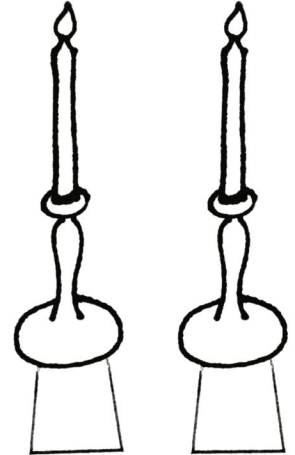
St. Joseph



roses



symbolic pastry:
Monstrance



candles



cake



bread



biscotti



pastries



flowers




red wine



fava beans



votive



fish



white wine



bread crumbs:
St. Joseph's sawdust



shrimp



fruit